

Self-Evaluation

Social Awareness

Name: _____

Teacher: _____

Date: _____

Read each skill and write a check in the box that best identifies your ability.

I can...	Almost Always	Sometimes	Still Learning
Look at something from multiple perspectives.			
Be a good listener.			
Appreciate diversity.			
Write thank you notes.			
Respect others.			

Graphic Organizer

Social Awareness

Name: _____

Teacher: _____

Date: _____

Complete the graphic organizer after reading each article. Write the main idea under the article title and respond to the self-reflection.

Article	More Than One Perspective	Empathy	What Makes a Family?	Our Classroom	Respecting Others
The Main Idea					
Self-Reflection	Describe your perspective.	What does a good listener do?	What does diversity look like in a family?	Describe how your classroom is diverse.	How can you show others respect?



Paragraph Response

Social Awareness

Name: _____

Teacher: _____

Date: _____

Why do you think social awareness is important?

Self-Reflection

Social Awareness | More Than One Perspective

Name: _____

Teacher: _____

Date: _____

Perspectives are the ways we think and feel. Write about the perspectives of the students in the picture below.

Student 1

Student 2

Student 3



Student 1's Perspective: _____

Student 2's Perspective: _____

Student 3's Perspective: _____

Draw a scene from your life that includes two perspectives. Then write about the perspectives.

Perspective 1: _____

Perspective 2: _____

Self-Reflection

Social Awareness | Empathy

Name: _____

Teacher: _____

Date: _____

List two things that make someone a good listener.

•

•

Describe a time when you were a good listener.

Describe a time when you weren't a good listener. How could you do better next time?

Feelings

Social Awareness | Empathy

Name: _____

Teacher: _____

Date: _____




Silly



Angry



Surprised



Upset



Happy



Sad



Scared



Sick

Select two emotions from the options above and describe two different times that you felt either emotion.

I felt _____ when _____

I felt _____ when _____

Self-Reflection

Social Awareness | What Makes a Family?

Name: _____

Teacher: _____

Date: _____

In the circles below, write your name, the names of your friends and family, and the names of members of your community who are important to you.

Community

Friends and Family

Me

Family Day

Social Awareness | What Makes A Family?

Name: _____

Teacher: _____

Date: _____

Who are some people you would invite if your class had a Family Day? Describe or draw them in the boxes below. Remember, you don't need to be related to them to invite them!

Name:

Name:

Name:

Name:

Name:

Name:

A Gift For You

Social Awareness | What Makes A Family?

Name: _____

Teacher: _____

Date: _____

Think of someone you would invite if your class had a Family Day, and write their name below. Remember, you don't need to be related to them to invite them!

Now, write this person a friendly letter or draw them a nice picture in the box below. If you can, give them this page as a gift when you're done!

Self-Reflection

Social Awareness | Our Classroom

Name: _____

Teacher: _____

Date: _____

Fill in the blanks with your answers.

My Favorites


Food: _____

Animal: _____

Book: _____

Subject: _____


My Birthday



When I grow up, I want to be _____ .

Draw a picture of your family in the box below.

My Family



All About Me: Introducing Myself

Social Awareness | Our Classroom

Name: _____

Teacher: _____

Date: _____

Write or draw in the boxes below with information you'd be comfortable sharing with a partner.

What I Look Like

One Of My Friends

Favorite Food

Something I Love

Something I Don't Like

Something I Want

Favorite Subject

Favorite Holiday

Fun Fact About Me

All About Me: What I Learned

Social Awareness | Our Classroom

Name: _____

Teacher: _____

Date: _____

While your partner shares their “Introducing Myself” page with you, write or draw in the box below to keep track of what you learn. Remember you can ask them questions for more information!

A Day in the Life

Social Awareness | Our Classroom

Name: _____

Teacher: _____

Date: _____

Pretend you're making a ten-minute movie about a day in your life. You're the director, so you get to choose what parts of your life to show! What would you show your classmates? Describe or draw some scenes from your pretend movie in the boxes below.

Scene 1

Scene 2

Scene 3

Scene 4

Scene 5

Scene 6

Scene 7

Scene 8

Scene 9

Travel Brochure

Social Awareness | Respecting Others

Name: _____

Teacher: _____

Date: _____

Country: _____

Map of the Country



Continent: _____

Capital: _____


Languages: _____

Weather: _____

Fun Activities!

- _____
- _____
- _____


Landmark



Fun Facts

- _____
- _____

Flag



Currency: _____

